



Department for
Infrastructure

An Roinn
Bonneagair

www.infrastructure-ni.gov.uk

4-7 year olds



Road Safety Activity Booklet 1

My Name:

Always hold hands

Roads are dangerous. You should be with a grown-up like mum or dad or someone else you know. Always hold hands, or hold onto the buggy or shopping bag.



Name people who help us to stay safe

Use the word bank below to pick names for these people who can help us to stay safe on the roads.



Don't forget to colour all the pictures.



Word bank

Police Officer

Mum

Lollipop Lady


Teacher

Dad

Traffic

You can see lots of different vehicles using the road. This is called traffic. Use the word bank to name each vehicle.

Remember
**always play away
from traffic.**



Count how many vehicles are in the picture.

1

Bus

Truck

Car

Bicycle

Fire Engine

Digger


Motorcycle

Van


Word bank

- | | | | |
|-----|-------------|---------|-----------|
| Car | Fire Engine | Van | Motorbike |
| Bus | Digger | Bicycle | Lorry |

How many cars can you see below?



How many fire engines can you see below?



Find the safer places to play


Tick the 3 safer places to play then write the correct object for each place. Don't forget to colour all the pictures.

Beach




Object _____

Garden




Object _____

Working Farm






Object _____

School Playground



Object _____






Three special words before you cross the road

Skooter has 3 special words that we need to remember to cross the road safely. Can you write each word under the correct picture?

stop

look

listen



Green Cross Code word search

Always remember the Green Cross Code when you need to cross the road. Parts of the Green Cross Code are hidden in the word search.


Find the words highlighted in bold below in the word search.

1. **Find** a safe place to cross, then stop.
2. **Stand** on the pavement near the kerb.
3. Look all around for **traffic** and **listen**.
4. If traffic is coming, let it pass. **Look** all around again.
5. When there is no traffic near, **walk** straight across the road.
6. **Keep** looking and **listening** for traffic while you cross.


S	A	F	E	P	L	A	C	E	L
T	C	I	G	V	P	J	T	D	I
A	T	N	L	I	S	T	E	N	S
N	H	D	B	L	K	E	R	B	T
D	P	A	V	E	M	E	N	T	E
T	R	A	F	F	I	C	E	G	N
F	O	I	P	I	K	R	Q	J	I
D	A	U	E	M	L	O	O	K	N
T	D	Y	E	O	S	S	A	N	G
W	A	L	K	P	H	S	T	O	P

Spot the difference

Skooter is dressed as a School Crossing Patrol person below. Look carefully at both pictures and **circle** the eight differences.



Make your own Skooter mask



Instructions:

- Colour this picture of Skooter.
- Cut around the dotted line.
- Cut around the eyes.
- Stick the picture on some card.
- Glue on a lollipop stick as a handle to hold the mask.
- Wear the mask to tell your friends what Skooter says - **Stop, Look, Listen!**



Department for

Infrastructure

An Roinn

Bonneagair

www.infrastructure-ni.gov.uk

Safe & Accessible Travel Division,

Department for Infrastructure

Room 3-09,

Clarence Court,

10-18 Adelaide Street,

Belfast BT2 8GB

Tel: 030 0200 7838

Email: safeandsustainabletravel@infrastructure-ni.gov.uk